

# ZOMM Series

## (Zinc Oxide Military Modules)

### ZOMM 123/(XXX)/4/4

PD Devices Ltd manufacture a wide range of products to protect against the effects of high altitude detonation of Nuclear devices. The result of such an event is the generation of Electromagnetic Pulses which will induce a high voltage transient in exposed conductors.

The EMP can affect several thousands of square kilometres, with a magnitude of tens of kilovolts.

This could result in serious damage to insulation, cause breakdown of semiconductors and the consequent malfunction of critical equipment.

Most notable would be the failure of Energy Power Supply and Communications Systems. We offer products to satisfy protection for most applications

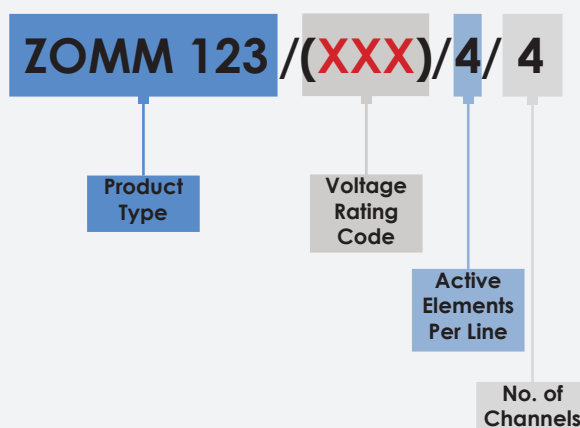
(XXX)		1	2	3	4	5	6	7	8	9	10	11
<b>Continuous Operating Voltage</b>	<b>AC (rms)</b>	120	135	150	180	220	250	280	320	380	415	440
<b>Energy per channel (Joules)</b>	<b>(10/1000µs)</b>	400	480	500	520	640	720	840	920	1040	1160	1280
<b>Max. Peak Clamping Volts @</b>	<b>100A (8/20µs)</b>	330	370	410	500	620	680	790	870	1050	1140	1200

PD Devices reserves the right to amend specifications in line with product development.

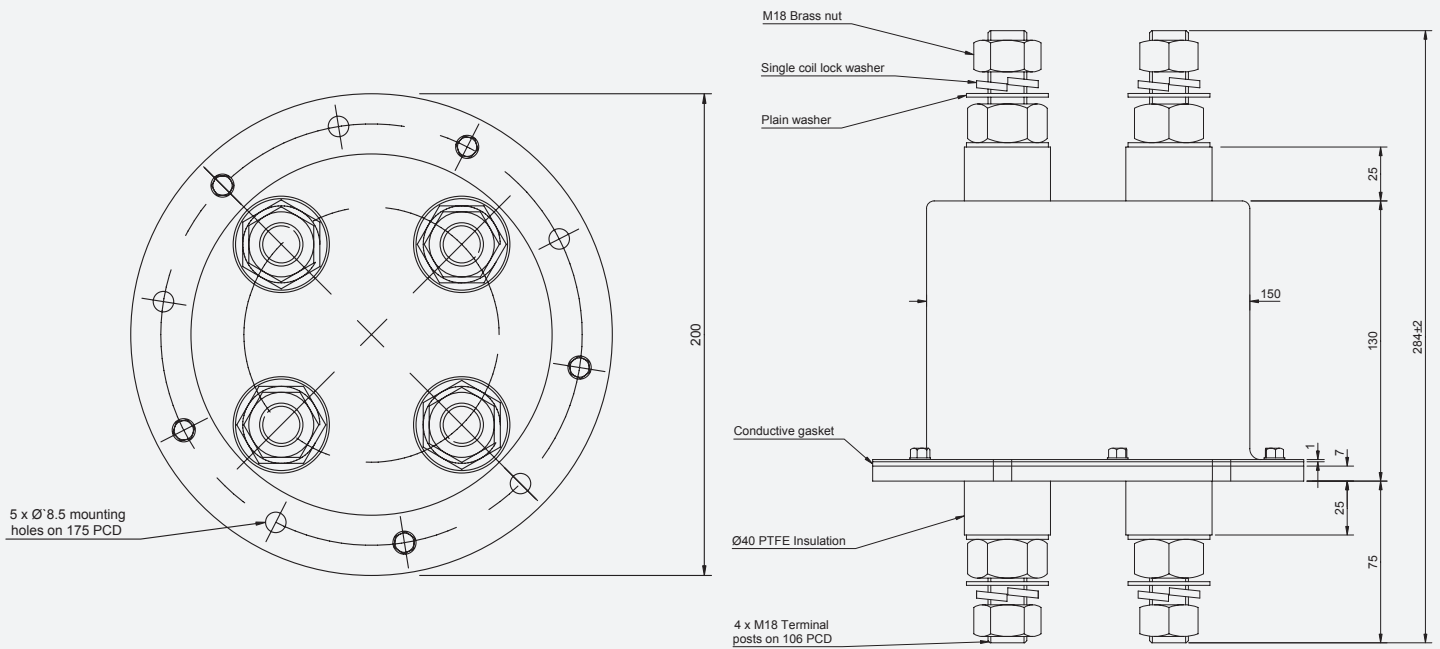
### Characteristics:

<b>No. of channels</b>	4
<b>50 Shot ( 4/20µs ) Repetitive Duty</b>	5000A
<b>Response Time</b>	<10ns
<b>Continuous Current per Channel</b>	600A
<b>Max. ( 8/20µs ) Current per Channel</b>	50000A
<b>Leakage Current per Channel at Rated Voltage, DC</b>	<200µA
<b>Through Inductance</b>	<10µH
<b>Volts Drop</b>	Negligible
<b>Terminations</b>	24mm Copper
<b>Bushes</b>	PTFE
<b>Earth Connection</b>	To Base Plate
<b>Recommended Torque per M18 Terminal</b>	40Nm (Ensure terminal does not rotate)

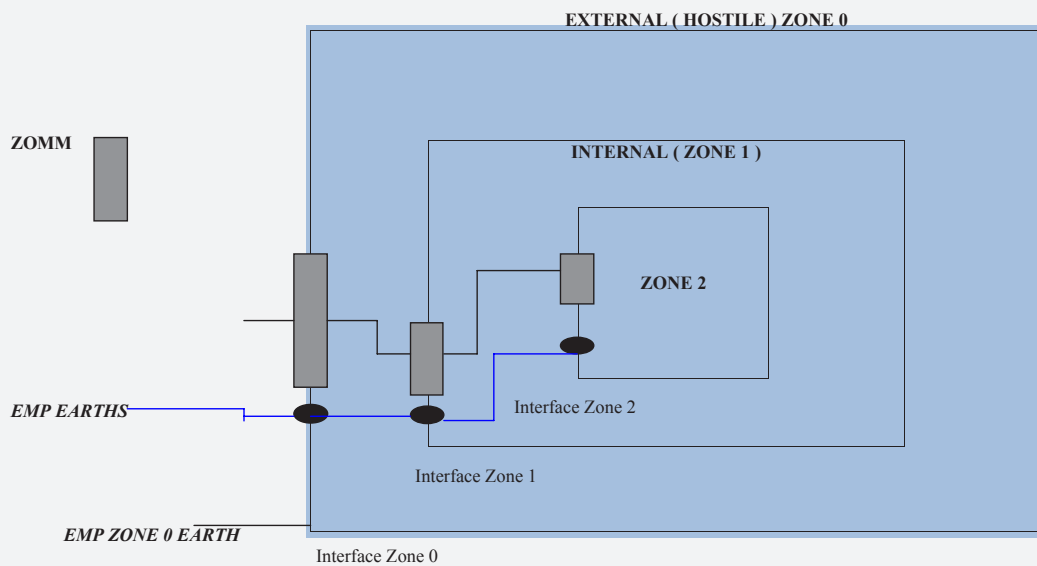
### Explanation of Order Code



## ZOMM 123/(XXX)/4/4 Diagram



This ZOMM Application is recommended for Zone 0, 1 & 2



**For any specific design requirement and / or query regarding this product Series please contact our Customer Service Department on +44 (0)1364 649248 to discuss further.**

All of the above information, including drawings, illustrations and graphic designs, reflects our present understanding and is to the best of our knowledge and belief correct and reliable. Users, however, should independently evaluate the suitability of each product for the desired application. Under no circumstances does this constitute an assurance of any particular quality or performance. Such an assurance is only provided in the context of our product specifications or explicit contractual arrangements. Our liability for these products is set forth in our standard terms and conditions of sale.